



# Game Day Checklist

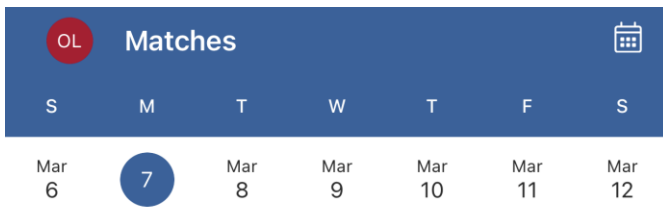


# Game Day Checklist

1. Download the  app on your mobile phone

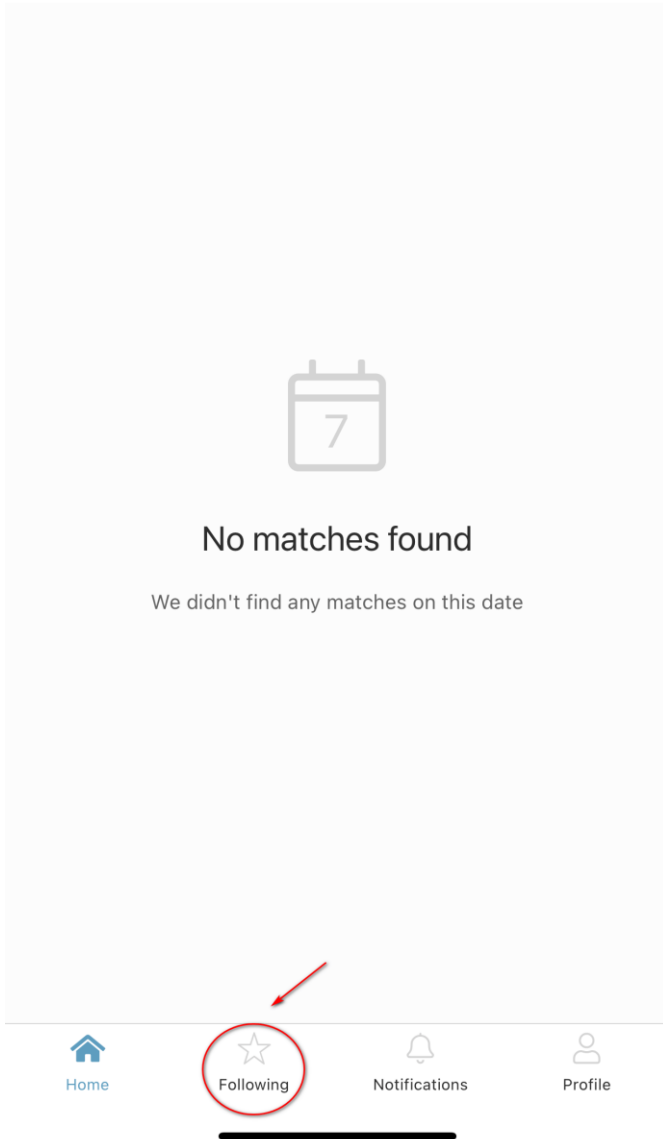
2. Select the **I have an account** option to sign in (make sure to use the same email address that you used via the PlayFootball registration system)





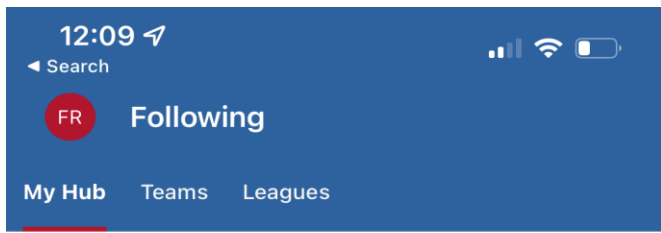
# Game Day Checklist

When you open the app, tap on the **Following** button at the bottom of the screen



**Example**





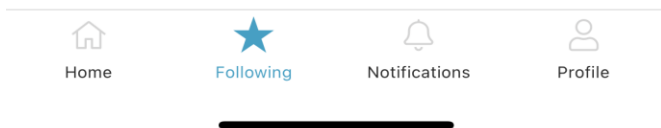
# Game Day Checklist

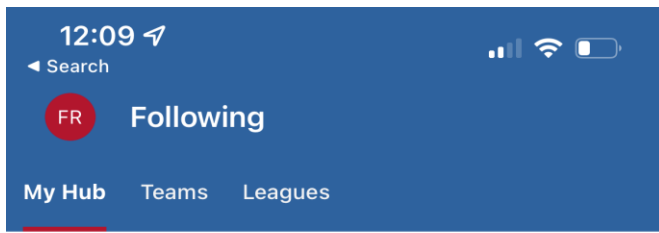
It should appear with 3 horizontal lines in the top left and the word **Following**

Under this you should see **My Hub, Teams and Leagues**



Example

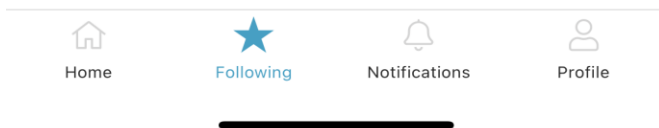





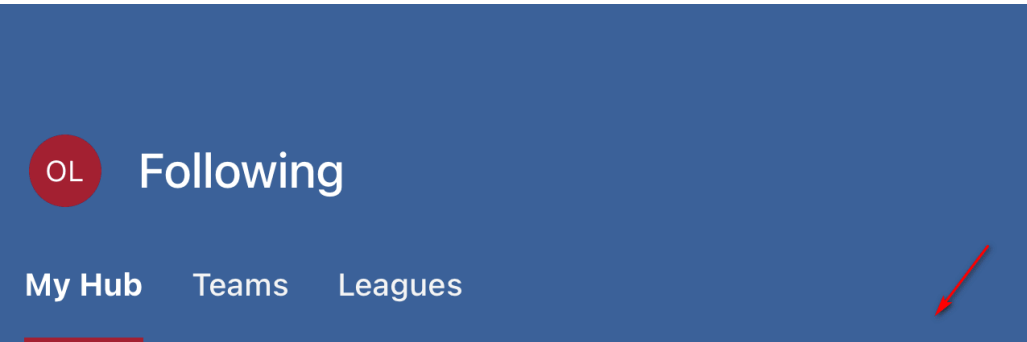
# Game Day Checklist

**If My Hub is not showing, you do not have Coach or Manager access**

**Click on the 3 horizontal lines to make sure you are logged into your profile and not your child's**



# Game Day Checklist



You should see a square with your Team Name with either

**CO** = Coach

or


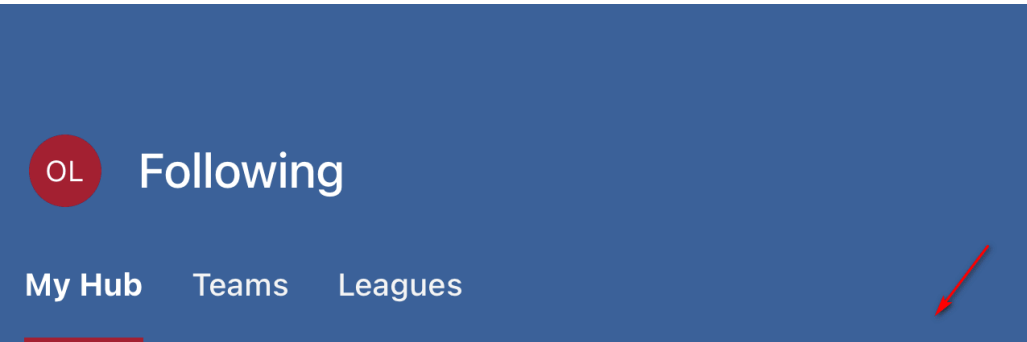
**MA** = Manager



**Example**



# Game Day Checklist



You should see a square with your Team Name with either

**CO** = Coach

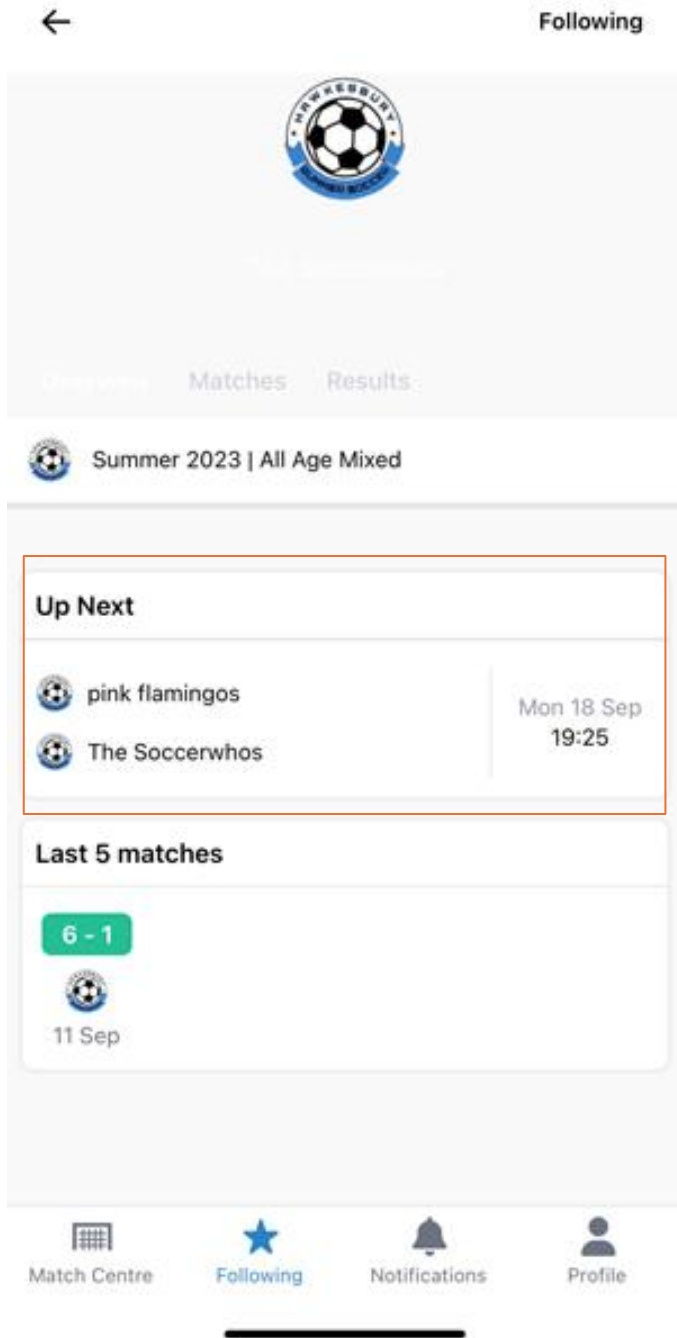
or

**MA** = Manager

**Example**

Then tap on the square





# Game Day Checklist

Then tap on the match showing in the Up Next section

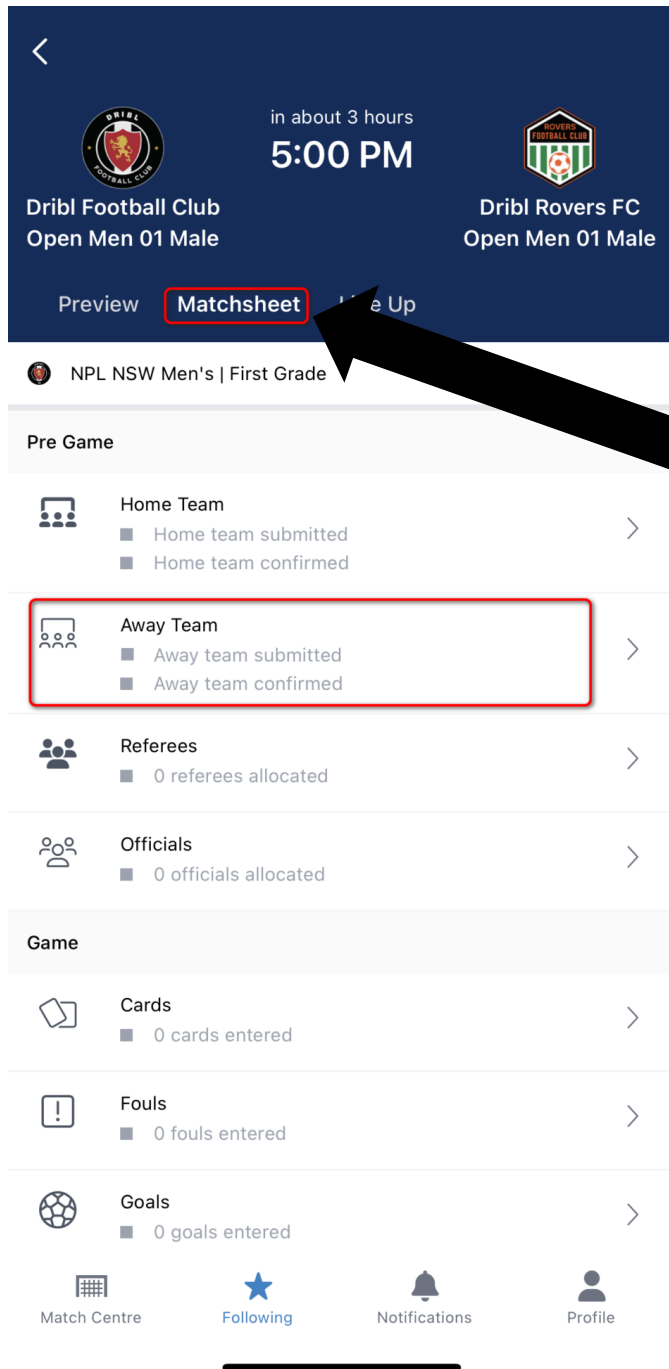
← Example



# Game Day Checklist

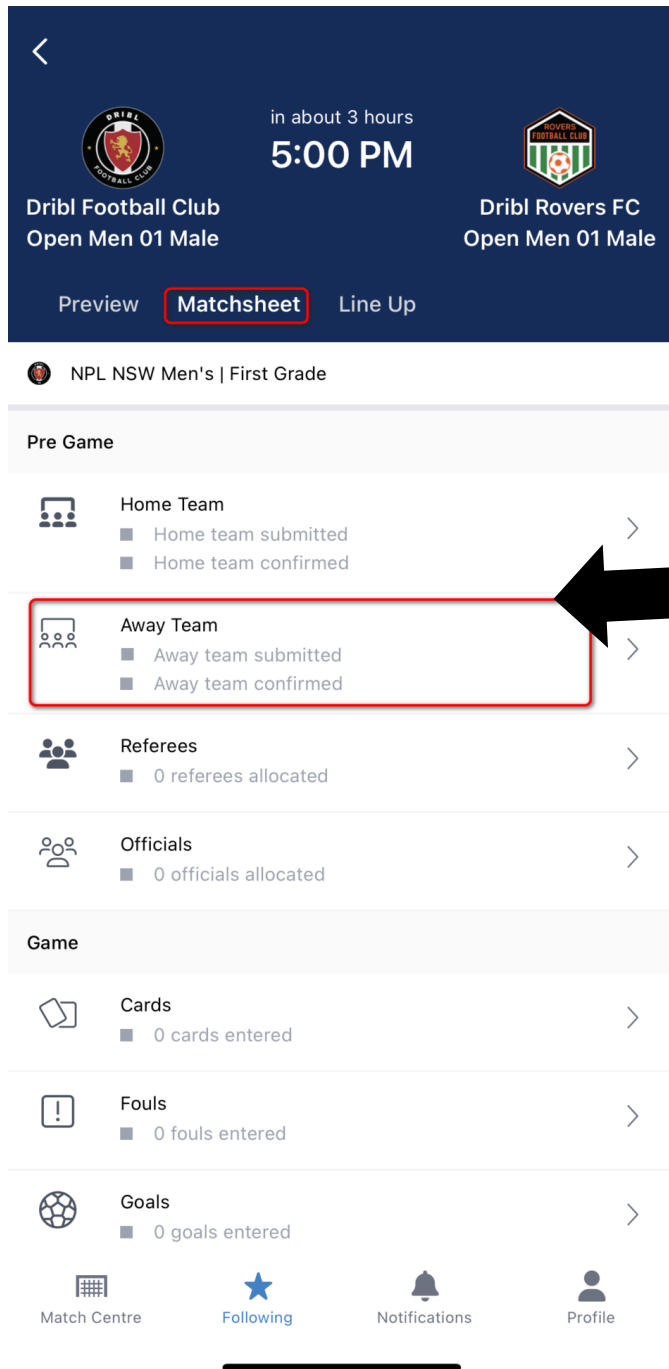
Then tap on Matchsheet

Example



# Game Day Checklist

Then tap on either  
Home Team or Away Team



Example



**Availability**

Home **Away** Referees Officials

Dribl Rovers FC Open Men 01 Male

Players: 9    **B** Borrow: 0    **S** Starting: 8  
 Avail: 11    **x** Unavail: 1    **P** Playing: 8  
 Coaches: 1    Managers: 2    Staff: 0

**Players**

Player	Number	Position	Start	Play	Avail
Thierry Zoreaux	1	GK	<b>S</b>	<b>P</b>	✓
Colin Hughes	2		<b>S</b>	<b>P</b>	✓
Richard Montlaur	4		<b>S</b>	<b>P</b>	✓
Isaac McAdoo	5	<b>C</b>	<b>S</b>	<b>P</b>	✓
Jan Maas	6		<b>SUSPENDED</b>		
Sam Obisanya	7		<b>S</b>	<b>P</b>	✓
Jamie Tartt	9		<b>S</b>	<b>P</b>	✓
. Zava	10		<b>S</b>	<b>P</b>	✓

Un-submit Team  
 Confirm Team

Match Centre    Following    Notifications    Profile

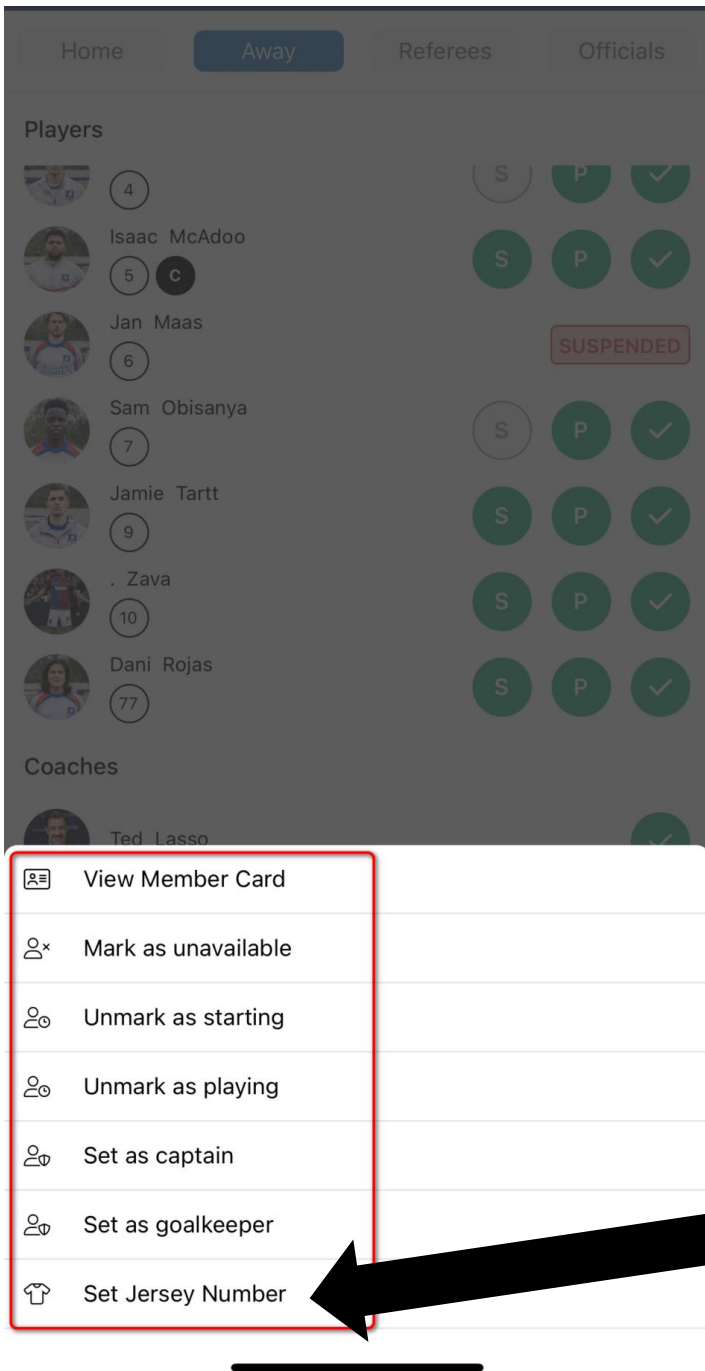
# Game Day Checklist

You should see a list of players in your team

Then tap on a player from your team

Example





# Game Day Checklist

On the dropdown menu select  
**Set Jersey Number**

Enter the player jersey number

Repeat for all players in your  
team

**Example**



**Availability**

Home **Away** Referees Officials

Dribl Rovers FC Open Men 01 Male

Players: 9    **B** Borrow: 0    **S** Starting: 8  
 Avail: 11    **x** Unavail: 1    **P** Playing: 8  
 Coaches: 1    Managers: 2    Staff: 0

**Players**

	Thierry Zoreaux	1	GK	<b>S</b>	<b>P</b>	<input checked="" type="checkbox"/>
	Colin Hughes	2		<b>S</b>	<b>P</b>	<input checked="" type="checkbox"/>
	Richard Montlaur	4		<b>S</b>	<b>P</b>	<input checked="" type="checkbox"/>
	Isaac McAdoo	5	C	<b>S</b>	<b>P</b>	<input checked="" type="checkbox"/>
	Jan Maas	6		SUSPENDED		
	Sam Obisanya	7		<b>S</b>	<b>P</b>	<input checked="" type="checkbox"/>
	Jamie Tartt	9		<b>S</b>	<b>P</b>	<input checked="" type="checkbox"/>
	. Zava	10		<b>S</b>	<b>P</b>	<input checked="" type="checkbox"/>

Match Centre    **Following**    Notifications    Profile

# Game Day Checklist

Next step is to tap the tick on every player



Tick the **P** for Playing on every player



Availability

Home Away Referees Officials

Dribl Rovers FC Open Men 01 Male

Players: 9 Borrow: 0 Starting: 8  
 Avail: 11 Unavail: 1 Playing: 8  
 Coaches: 1 Managers: 2 Staff: 0

Players

	Thierry Zoreaux	1 GK	S	P	✓
	Colin Hughes	2	S	P	✓
	Richard Montlaur	4	S	P	✓
	Isaac McAdoo	5 C	S	P	✓
	Jan Maas	6	SUSPENDED		
	Sam Obisanya	7	S	P	✓
	Jamie Tartt	9	S	P	✓
	. Zava	10	S	P	✓

Un-submit Team

Confirm Team

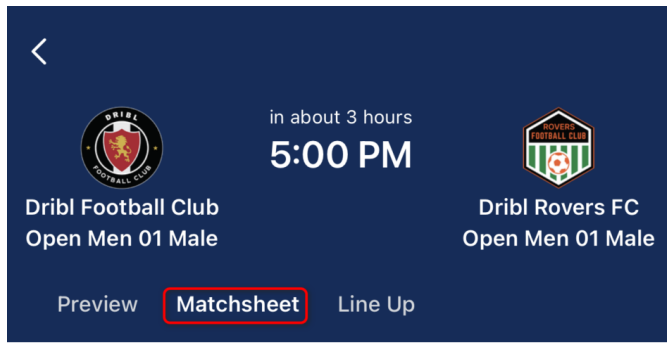
Match Centre Following Notifications Profile

# Game Day Checklist

All Coaches and Managers must be on the Matchsheet to be allowed in the technical area

Then click **Confirm Team**





# Game Day Checklist



**You must also confirm the opposition team**

**1. Click on the opposition team (Home or Away)**

**2. Then click **Confirm Team****



# Game Day Checklist



(If Applicable)

Tap on Referees

Then tap on the tick for the referees that are present



# Game Day Checklist

## Additional Resources

Match Sheet Overview – <https://www.youtube.com/watch?v=dtYkbPROgsg&t=21s>

Prepare & Submit Team – <https://www.youtube.com/watch?v=oatiRHT8GfU>

Confirm Opposition – <https://www.youtube.com/watch?v=HufvXsAF1vQ>

Referee Check-in – <https://www.youtube.com/watch?v=zV0pmBSPK0M>

Enter Score – [https://www.youtube.com/watch?v=V0MAr0Q\\_jNE](https://www.youtube.com/watch?v=V0MAr0Q_jNE)

Reports – <https://www.youtube.com/watch?v=n6EY2hxS2vl>

